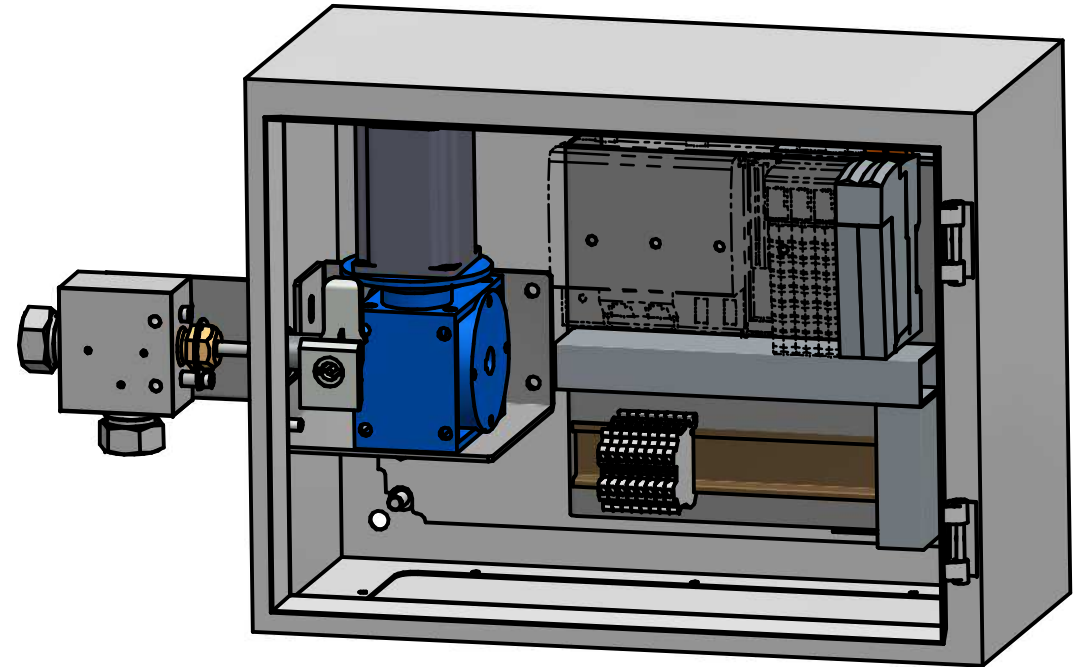
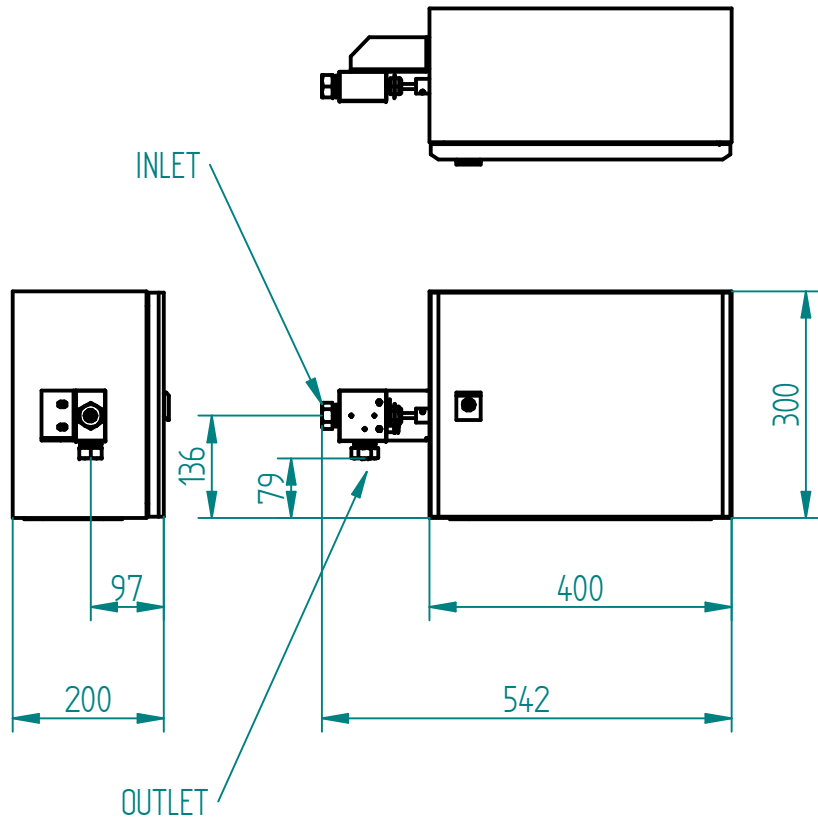


IF IN DOUBT, ASK!!

REVISION HISTORY

REV	DESCRIPTION	DATE	APPROVED

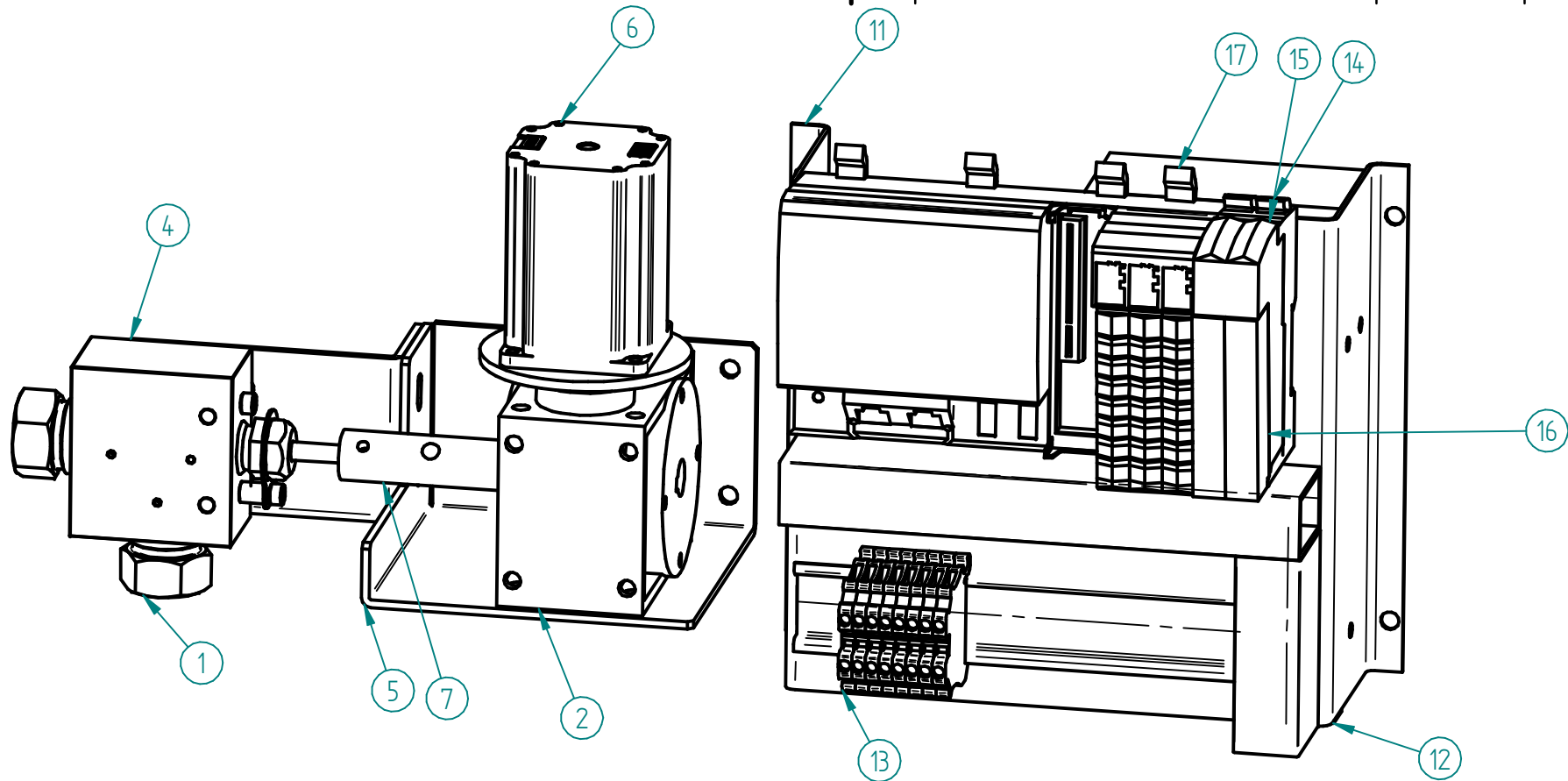


	NAME	DATE	<b>MAXIMATOR®</b> Maximum Pressure.		Maximator UK
DRAWN	Jon	11/12/15			Unit 9 King St Trading Estate
CHECKED					Middlewich, Cheshire, CW10 9LF, UK
ENG APPR			TITLE		
MGR APPR			HIMAX ACTUATED VALVE UNIT		
UNLESS OTHERWISE SPECIFIED DIMENSIONS ARE IN MILLIMETERS ANGLES ±X.X° 2 PL ±X.XX 3 PL ±X.XXX			SIZE	DWG NO	REV
			A4	15168	A
			FILE NAME: 15168 GA		
			SCALE:	WEIGHT:	SHEET 1 OF 3

IF IN DOUBT, ASK!!

REVISION HISTORY

REV	DESCRIPTION	DATE	APPROVED



	NAME	DATE	<b>MAXIMATOR®</b> Maximum Pressure. Maximator UK Unit 9 King St Trading Estate Middlewich, Cheshire, CW10 9LF, UK	
DRAWN	Jon	11/12/15	TITLE HIMAX ACTUATED VALVE UNIT	
CHECKED			SIZE A4 DWG NO 15168 REV A	
ENG APPR			FILE NAME: 15168 GA	
MGR APPR			SCALE: WEIGHT: SHEET 2 OF 3	
UNLESS OTHERWISE SPECIFIED DIMENSIONS ARE IN MILLIMETERS ANGLES ±X.X° 2 PL ±X.XX 3 PL ±X.XXX				

IF IN DOUBT, ASK!!

REF	PART	DESCRIPTION	QTY				
1	See Spec.	VALVE	1				
2	15213	Worm reduction gearbox, 7.5:1	1				
3	15160.1	Himax Enclosure 300H x 400W x 200D	1				
4	15212	Bracket, Himax, valve mount 1	1				
5	15211	Bracket, Himax, rear mount 2	1				
6	15075	80MPD5.300S000-01, 2 PHASE HYBRID STEPPER MOTOR	1				
7	15078	Valve drive shaft	1				
8	15080	Key, 4 x 4.7 x 12	1				
9	15079	Motor shaft sleeve	1				
10	15081	Key, 5 x 5 x 11	1				
11	15214	Bracket, Himax controls	1				
12	3560	POWER SUPPLY, 150W (OUTPUT 24V, 6.3A)	1				
13	1021	Din rail terminal block,UT2.5,grey	8				
14	15074	X20BM31, X20 BUS MODULE	1				
15	15073	X20SM1436, X20 STEPPER MOTOR MODULE	1				
16	15076	X20TB12, X20 TERMINAL BLOCK - 12 PIN	1				
17	15070	PLC, X20CP1301	1				